

# Make the smart choice

Find out why Skutt is the number one selling kiln in America

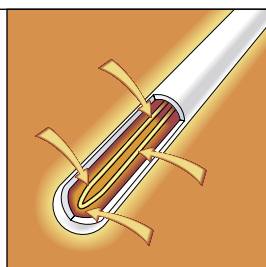
MAKE THE SMART CHOICE

MAKE THE SMART CHOICE



## THE THERMOCOUPLE

- A great thermocouple must be **responsive and accurate**.
- The low mass of Skutt thermocouples ensures that changes in temperature are measured quickly making it one of the most responsive thermocouples on the market.
- At Skutt we use only thermocouples with special limit wire. This is the most accurate wire available for Type K thermocouples.



## THE BRICK

- Skutt uses **premium hand-selected brick**. This is the best brick available. It has fewer imperfections so it looks great and offers the best insulation.
- Compare a Skutt Kiln to any other kiln on the market and **you can see the difference**.



## OUTSTANDING CUSTOMER SERVICE

- Over 50 years of experience
- Most extensive nationwide network of distributors
- Parts *and* labor warranty
- Technical service – there when you need it
- Talk to a person not a recording
- Most recommended kiln on the market
- Under-promise and over-deliver
- Best packaging
- All parts ship within 24 hours
- Comprehensive website for after hours support






## THE ELEMENTS

- Skutt balances the heat flow in the kiln by placing hotter elements in the areas that need it. This **improves the efficiency** and heat uniformity of the kiln.
- Our elements are computer designed to use the heaviest wire gauge to minimize watt density. The result is an element that will **run strong firing after firing**.



## SMART DESIGN

- **GM10F** – The handle on the bead door is counterbalanced for hands-free access. 
- **GM1214-3** – Spring-loaded hinge makes opening this 100 lb. lid a piece of cake. 
- **GM22CS** – Hanging elements equal long element life and no debris in your kiln. 



## SMART MATERIALS

- Every component, from the handle on the lid to the screws in the control box, is **made of corrosion-resistant materials** to protect and extend the life of the kiln.
- The control box is powder coated for excellent protection from scratches.



## THE CONTROLLER

- Designed with the input of glass artists, the GlassMaster controller is incredibly easy to use yet offers all of the features you could possibly want.
- Skutt is the only company to offer GlassFire Mode. These factory-stored programs allow the beginner to fuse with professional results on their first firing.
- Also includes: Ramp/ Hold Programming, the ability to adjust programs while the kiln is firing, Delay Start, Temperature Alarm, Current Sensing and so much more.

